



metallic ice


glass and metal



COBSA-USA

NEW YORK | NEW JERSEY | MIAMI






GLA MIBU 5/8 | 5/8 x 5/8 |




GLA MIBU LIN | 5/8 x Multi |



GLA MIMI 5/8 | 5/8 x 5/8 |



GLA MIMI LIN | 5/8 x Multi |



GLA MIMO 5/8 | 5/8 x 5/8 |



GLA MIMO LIN | 5/8 x Multi |

Installation and Maintenance of Glass & Aluminum Blends.

Glass tile may be susceptible to scratching in handling and installation, as well as use. Expect variation of color from production run to production run.

Installation

Only use adhesives with high adhesion and elasticity which are especially recommended for installing glass. Make sure to get complete coverage. All substrates should be properly reinforced to be sure there is no movement. For mortar installations, the mortar bed has to be cured (less than 2% humidity) and has to have proper reinforcing. Please refer to the TCNA HANDBOOK for more specific information regarding installation of glass tile.

Adhesives & Grouting

Any type of cement based adhesive & grout is suitable.

Maintenance

Use a non-abrasive cloth and neutral detergents for cleaning. Avoid acid detergents, chemicals and solvents.

Usage

It is recommended for interior walls and can be used for shower walls. Do not use for shower floors and in other areas submerged in water

The logo for COBSA-USA features the company name in a bold, serif font, centered within a dark rectangular box with a gold border.

NEW YORK | NEW JERSEY | MIAMI

FOR INFORMATION AND SAMPLES
T | 1-877-TO-COBSA W | www.COBSAUSA.COM

Due to printing and variations, colors shown could vary from actual sample.