



# ice crystals

glass and stone



**COBSA-USA**


NEW YORK | NEW JERSEY | MIAMI

| 5/8 X 5/8 |



GLA ICCA 5/8

| caffe |




GLA ICSN 5/8

| snow |



GLA ICHO 5/8

| honey |



# INSTALLATION AND MAINTENANCE INSTRUCTION FOR GLASS & STONE BLENDS

Glass tile may be susceptible to scratching in handling and installation, as well as use.

Expect variation of color from production run to production run.

## Installation

Only use adhesives with high adhesion and elasticity which are especially recommended for installing glass. Make sure to get complete coverage. All substrates should be properly reinforced to be sure there is no movement. For mortar installations, the mortar bed has to be cured (less than 2% humidity) and has to have proper reinforcing.

Please refer to the TCNA HANDBOOK for more specific information regarding installation of glass tile.

## Adhesives & Grouting

Any type of cement based adhesive & grout is suitable

## Sealing

The product can be sealed with Fila's MP90 or a similar product as recommended by the manufacturer. Before applying the sealer to the installation, test it on a small area.

**Maintenance** Use a non-abrasive cloth and neutral detergents for cleaning. Avoid acid detergents, chemicals and solvents.

## Usage

It is recommended for interior walls, light duty floors, showers as well as for areas submerged in water

The logo for COBSA-USA, featuring the company name in a gold serif font on a black rectangular background with a gold border.

NEW YORK | NEW JERSEY | MIAMI

FOR INFORMATION AND SAMPLES  
T | 1-877-TO-COBSA W | [www.COBSAUSA.COM](http://www.COBSAUSA.COM)

Due to printing and variations, colors shown could vary from actual sample.